





university of
 groningen



umcg

Network access for Apple Macs @ Genetics Dept.




Access to intranet comes
with great responsibility:
use

*GEN-F059 Security checklist for Mac computers
before you continue...*

▶ GEN-F059 is available from <https://docportal.umcg.nl>



university of
 groningen



umcg


Wired UMCG network connection with 802.1x and UMCG account

Login

- ▶ UMCG has various types of wired network sockets
 - ▶ Access to wired UMCG network based on authentication with UMCG account
 - is **only** available for ports which have been configured for **802.1x** port security
 - and **only** available for users who are a member of the Active Directory (AD) group "***MEDGEN-Medewerker Genetica***"
- If your (primary) appointment is not with the Genetics department, but with another department instead, you may not be a member of the right AD group (yet) -> contact autom@medgen.umcg.nl

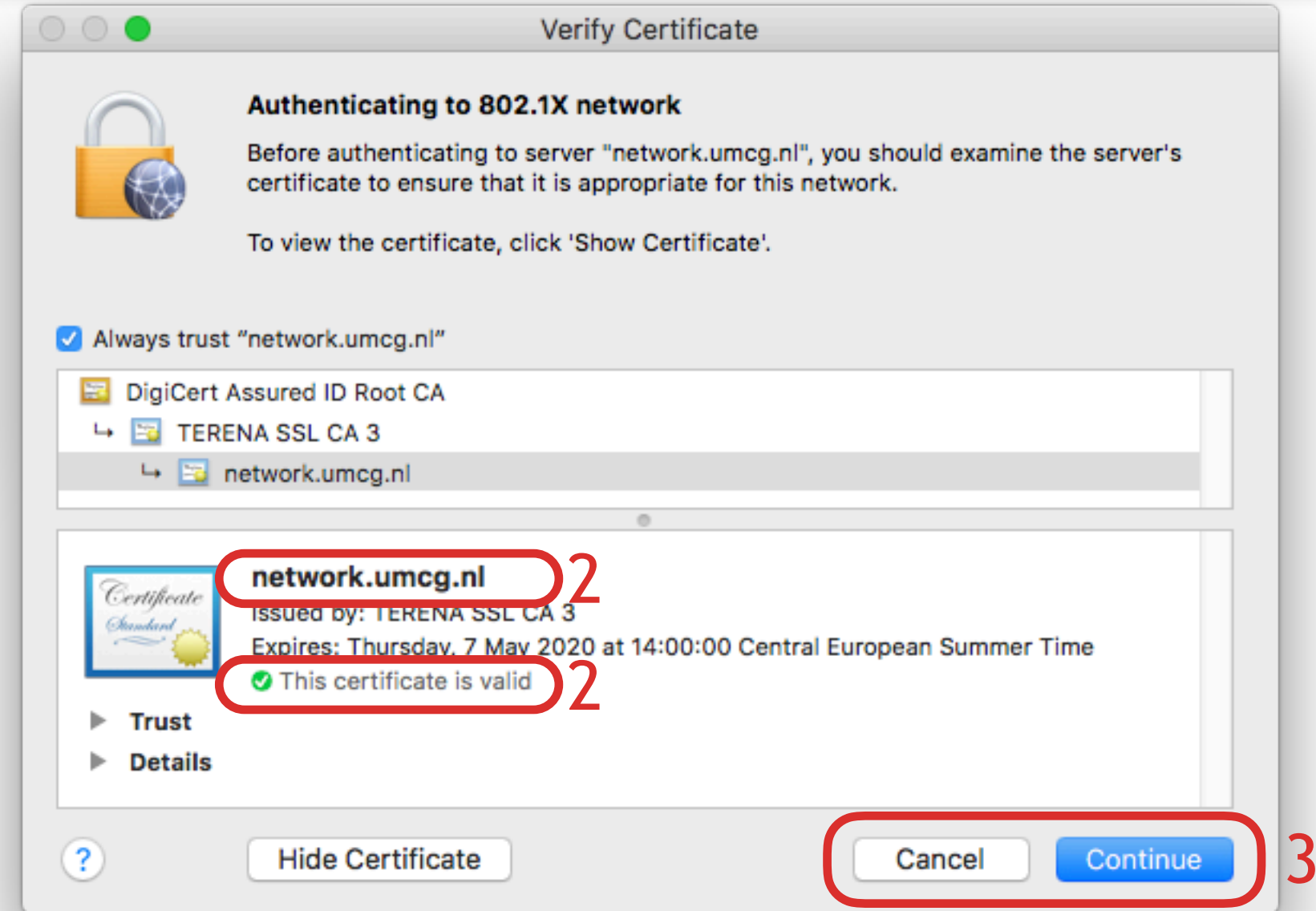
Login

- ▶ You can test if a port is configured for **802.1x** port security by connecting your Mac to that port with a network cable.
If you get a popup to authenticate for the 802.1x network within ~5 seconds, then the port is configured for 802.1x.
- ▶ Login with your UMCG account + password
 - Hence not with a personal certificate
 - Use your **UMCG e-mail address** as account name



The screenshot shows a standard Mac OS network authentication dialog box. It features a globe icon on the left and the following text: "Select the certificate or enter the name and password for this 802.1X network". Below this is a dropdown menu currently set to "No certificate selected". There are two input fields: "Account Name:" and "Password:". A checkbox labeled "Remember this information" is checked. At the bottom right, there are "Cancel" and "OK" buttons.

Only first time you connect: check certificate

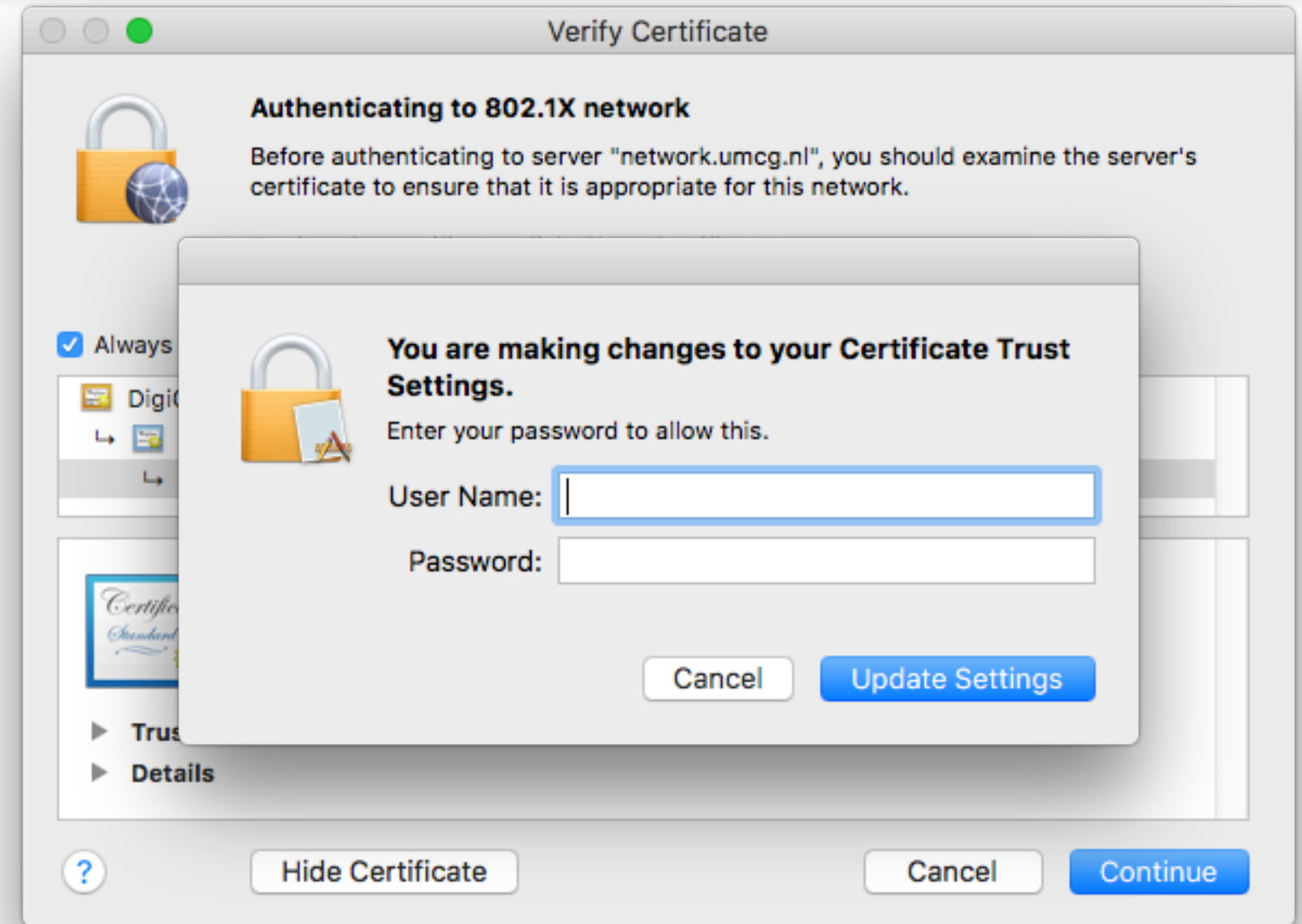


► The first time you connect, you will need to review the network certificate:

1. Click the *Show Certificate* button
2. Check if the name is `network.umcg.nl` and if the certificate is valid
3. If valid: click the *Continue* button.
If invalid: click the *Cancel* button and contact the MIT service desk ☎11111

Only first time you connect: check certificate

- ▶ You will get a popup to authenticate and accept the network certificate
 - The User Name and Password are for the local account & password you use to login on your Mac.
 - Hence this is **NOT** your UMCG account.
 - This local account on your Mac must be secured with a strong password that complies with the UMCG password policy:
<http://intranet.umcg.nl/>



▶ Organisatie ▶ Informatiebeveiliging & Privacybescherming ▶ Onderwerpen ▶ Wat u moet weten ▶ Wachtwoorden

Check Connection

- ▶ In case the login was successful, you can access for example intranet.umcg.nl in a webbrowser. In the *Network Preferences* for the network interface you will also see a timer that keeps track of how long you've been connected.
- ▶ In case login failed, you will still get a network connection, but on the *UMCG Guest* network, which means **no access** to intranet, nor to printers, nor to shares, etc.

